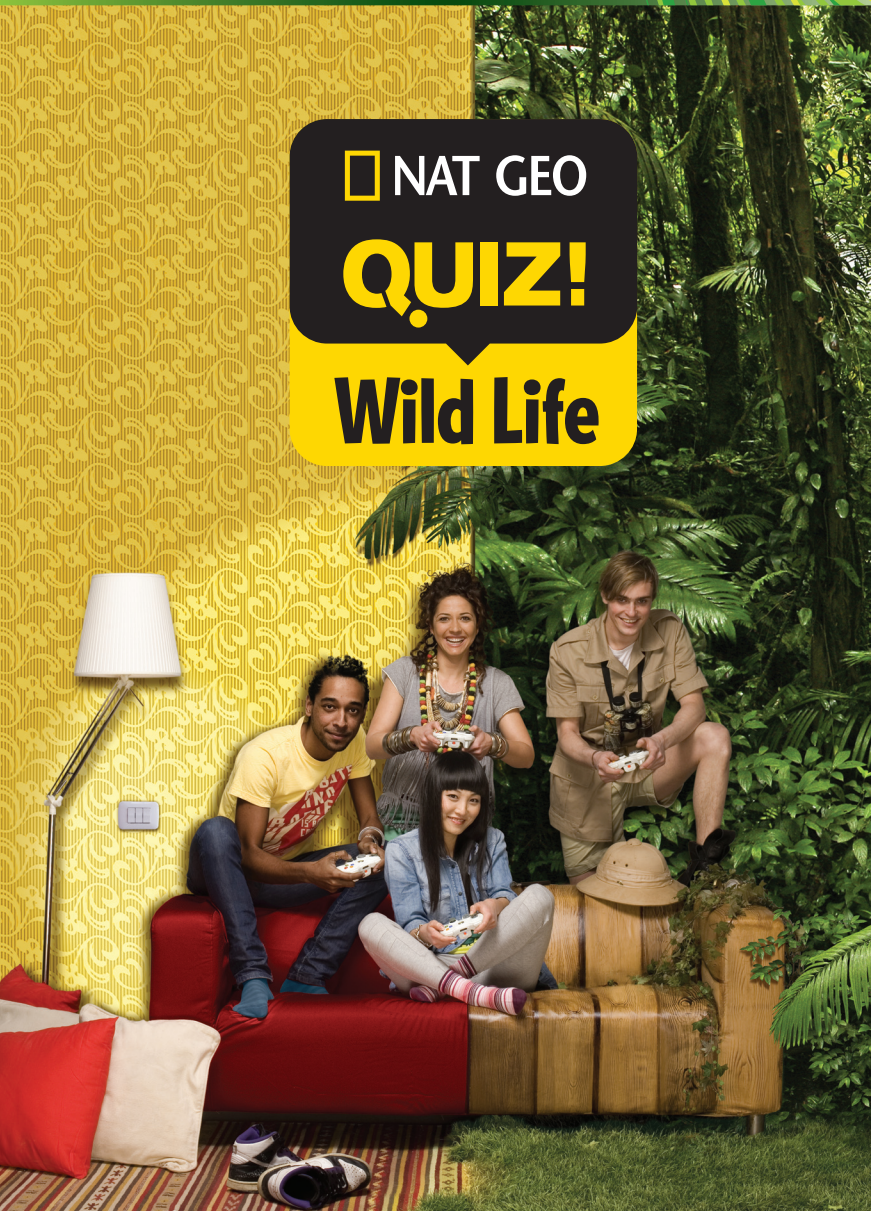


NAT GEO

QUIZ!

Wild Life



⚠ WARNING Before playing this game, read the Xbox 360® console and accessory manuals for important safety and health information. Keep all manuals for future reference. For replacement console and accessory manuals, go to www.xbox.com/support.

Important Health Warning About Playing Video Games

Photosensitive seizures

A very small percentage of people may experience a seizure when exposed to certain visual images, including flashing lights or patterns that may appear in video games. Even people who have no history of seizures or epilepsy may have an undiagnosed condition that can cause these “photosensitive epileptic seizures” while watching video games.

These seizures may have a variety of symptoms, including lightheadedness, altered vision, eye or face twitching, jerking or shaking of arms or legs, disorientation, confusion, or momentary loss of awareness. Seizures may also cause loss of consciousness or convulsions that can lead to injury from falling down or striking nearby objects.

Immediately stop playing and consult a doctor if you experience any of these symptoms. Parents should watch for or ask their children about the above symptoms—children and teenagers are more likely than adults to experience these seizures. The risk of photosensitive epileptic seizures may be reduced by taking the following precautions: Sit farther from the screen; use a smaller screen; play in a well-lit room; do not play when you are drowsy or fatigued.

If you or any of your relatives have a history of seizures or epilepsy, consult a doctor before playing.

PEGI ratings and guidance applicable within PEGI markets only.

What is the PEGI System?

The PEGI age-rating system protects minors from games unsuitable for their particular age group. PLEASE NOTE it is not a guide to gaming difficulty. Comprising two parts, PEGI allows parents and those purchasing games for children to make an informed choice appropriate to the age of the intended player. The first part is an age rating:



The second is icons indicating the type of content in the game. Depending on the game, there may be a number of such icons. The age-rating of the game reflects the intensity of this content. The icons are:



For further information visit <http://www.pegi.info> and pegionline.eu



TABLE OF CONTENTS

Welcome to Nat Geo Quiz! Wild Life.....	3
Connect to Xbox Live.....	3
About the Game.....	4
Game Controls	5
Main Menu.....	6
Game Modes	7
Quiz	7
Quest	8
Stat Attax	11
Jigsaw	12
Squares.....	12
Sliders	12
Gallery.....	13
Achievements.....	13
Leaderboards	13
Options	13
Credits.....	14
WARRANTY.....	15
TECHNICAL SUPPORT	15

PLEASE NOTE: the information in this manual was correct at the time of going to print, but some minor changes may have been made late in the product's development.

All screenshots for this manual have been taken from the English version of this product.

WELCOME

Hi, and welcome to Nat Geo Quiz! Wild Life!

Wild Life will take you on a journey across the planet as you explore the seven seas and the four corners of the globe, rubbing shoulders with some of the world's fiercest predators and deadliest denizens. With about 90 minutes of HD video and 2,000 high quality images straight from National Geographic's award winning photographers and video crews, you're in for a whirlwind tour of the world!

Get ready to challenge your friends and family to thrilling and fast paced quizzes with over 3,500 questions, or sit back and explore the globe at your own pace in Quest mode. Will you be able to solve all the animated jigsaw puzzles in each of the 4 series? How quickly can you solve sliders and squares games? Who will collect the most creature cards and outwit their opponents in the Stat Attax collectible card game?

The wild world of Nat Geo Quiz! Wild Life awaits you!

Connect to Xbox Live

Xbox LIVE® brings more of the entertainment you love right to your living room. Find the perfect game for any player with a free trial of hundreds of titles from the largest library available. With downloadable Game Add-Ons like maps, songs, weapons and levels, you'll get more out of every game by putting more into it. And don't forget to connect and play with friends wherever they happen to be. With Xbox LIVE, your fun never ends.

Connecting

Before you can use Xbox LIVE, connect your Xbox 360 console to a highspeed Internet connection and sign up to become an Xbox LIVE member. For more information about connecting, and to determine whether Xbox LIVE is available in your region, go to www.xbox.com/live/countries.

Family Settings

These easy and flexible tools enable parents and caregivers to decide which games young game players can access based on the content rating. Parents can restrict access to mature-rated content. Approve who and how your family interacts with others online with the Xbox LIVE service. And set time limits on how long they can play. For more information, go to www.xbox.com/familysettings.

ABOUT THE GAME

Nat Geo Quiz! Wild Life is much more than just a quiz game. Quest mode will allow you to explore the planet at your own leisurely pace, moving through themed episodes and series of questions one by one, unlocking new content as you go along. Switch between different globe screens to view tectonic plates, main weather currents, key cities, and other information. There are also a number of puzzles and mini-games, including jigsaw puzzles, sliders, squares, and Stat Attax, a collectible card game in which players match stats to capture each other's cards.

Quiz questions are divided into 4 series: Amazing Planet, Predators vs Prey, Aquatic Life, and Dangerous Encounters. Each series contains approximately 30 episodes and 1,000 questions.

GAME CONTROLS

LT Zoom Out Menu, Globe & Puzzles

RT Zoom in Menu, Globe & Puzzles



Big Button Pad Controls

Navigation

"Big Button"

Confirm selection/Action

A button

Cancel/Go back

B button



Quick browse through episodes on Globe

"Big Button"

Pause

START button

MAIN MENU

This is the main menu, from here you can set up a new Quiz or Quest game, or play any of the puzzles and mini games. Using  or , rotate through the icons on the main screen to select one of the features or game modes.

QUIZ MODE: Start a single or multiplayer quiz, accessing random questions from the 4 series;

QUEST MODE: Start a single player Quest, exploring the globe one episode at a time and unlocking new puzzles and Stat Attax cards as you go;

STAT ATTAX: A collectible card game in which players compare different stats to try to capture each other's cards;

JIGSAWS: Solve jigsaw puzzles with images from the 4 series;

SQUARES: Play squares games with images from the 4 series;

SLIDERS: Play sliders games with images from the 4 series;

GALLERY: View images you've tagged in Quiz or Quest mode;

ACHIEVEMENTS: View the trophies you've earned so far;

LEADERBOARDS: View online leaderboards for Nat Geo Quiz! Wild Life's top achievers;


OPTIONS: Change various gameplay options for the different game modes.



GAME MODES

Quiz

Quiz mode supports up to 4 teams in a fast-paced, multiple choice quiz challenge. Fascinating facts, fun games and quick fingers combine to determine who knows more about the planet, as players compete to answer thousands of questions.



Starting a new Quiz

Select Quiz from the main menu. You will now be prompted to choose from one of 4 series of questions:

The Series

Amazing Planet: From the depths of the Amazon to the peaks of Mount Everest, Amazing Planet will take you on a mesmerizing tour of the natural wonders of the world.

Predators vs Prey: Hunt with a pack of wolves and run with a pride of lions, as you stalk your prey alongside some of the world's fiercest predators.

Aquatic Life: Dive to the depths of the seven seas to explore the dark realms of the Monsters of the Deep.

Dangerous Encounters: Creep up to rumbling rhinos, scuttling scorpions, and giant salamanders, coming face to face with the planet's deadliest creatures.

Each series contains approximately 1,000 questions, sorted into 30 episodes related to the particular topic or theme of the series. You can also choose Mega Quiz, in which questions will be drawn randomly from all four series.

Quiz Length

Select the duration of your quiz, choosing from 40, 60, or 80 questions.

Difficulty Level

Choose from one of three difficulty levels: Easy, Medium, and Hard. Depending on the level selected, the proportion of easy and difficult questions in the quiz will vary.

Team Selection

Select your team by scrolling down with  or , so that your controller icon appears next to one of the coloured frogs.



Quiz Mode Gameplay

Once you have set up your quiz, the Globe screen will open and you will begin the first round of questions. A random episode will be selected from the series you have chosen, and you and your friends will compete to answer episode questions as quickly and accurately as possible. Points will be awarded for speed and accuracy, and will be subtracted for incorrect answers, so you'll have to be sharp if you want to claim victory! There are a variety of different Round modes and Question types in the game, it's up to you to discover them all!

Quest

Tour the world in Quest Mode as you progress through quiz episodes, jigsaws, sliders, and squares, earning new puzzle pieces, stat attack cards, and images as you go. Quest Mode is a single player adventure that allows you to play through all the quizzes and mini-games in Nat Geo Quiz! Wild Life.

Starting a new Quest

To start a new quest, select the Games bar on the main menu, and select the QUEST icon. You will now need to choose one of the four series, but choose wisely, as you will only be able to play one series at a time until you have completed that series.

Quest Mode Gameplay

Once you have selected a series to play, you will find yourself on the Globe Screen. All of the quiz episodes and mini-games you unlock along the way will appear somewhere on the globe.



When you start a new quest, the first episode will be immediately visible. Select the episode and press the **A** button to start the quiz. Quest Mode episodes are similar to Quiz Mode episodes, but you will have to successfully run through each episode to unlock new ones. Completing an episode with a score of 7/10 will unlock one new episode, and completing an episode with a score of 8/10 or better will unlock two new episodes. When you unlock a new episode, you will have to locate it somewhere on the globe. It will usually be indicated by a dotted line from the previous episode, but it may be hidden. You will receive Cryptic Clues to help you located hidden episodes, these are small hints that point to their locations.

As you progress through Quest Mode you will find new mini-games and puzzle pieces, and you may unlock new Stat Attax cards. Jigsaw pieces will be unlocked as you complete episodes, while Sliders and Squares are scattered around the globe. Squares are hidden though, you will have to zoom in to find them.

Navigating the Globe Screen


The globe can be rotated in any direction, and you can snap from item to item. You can exit to the main menu at any time by pressing **B** on the Xbox 360 controller, or through the Home icon on the globe.

You can spin the globe by using the **Left** and **Right** sticks button. You can also bring up different types of World Maps on the globe by pressing the **X** button, changing the globe's topography to show Weather Events, Temperature levels, Water Features, Plate Tectonics, Landforms, and Key Cities worldwide.



Episode Screen

Once you select a Quiz episode on the globe, the Episode Screen will open. Here, you can select the following content and options by cycling through the various icons with **Left** or **Right** of your controller and pressing the **A** button:



Video: Select this option to view the video footage related to the specific episode

Play: Enter the quiz episode

Gallery: View all the images related to the specific episode

Notes & Facts: Useful information that might help you through the episode

Stat Attax

Stat Attax is a collectible card game in which you match your cards' stats against your opponents' to win their cards and add them to your pack.

To start a Stat Attax game, select the deck of cards icon from the Main Menu. You can then choose from one of the four series, the cards in your deck will be based on the series selected.

On the player select screen, each player must scroll down and select one of the four frogs. You must then select a game length. Short games consist of 20 rounds, Medium games consist of 40 rounds, and Long games consist of 60 rounds.

Gameplay

The objective of the game is to match your cards against your opponents' so that you have the highest stat rating in each round. At the end of the round, the round winner will add all the cards played by the other players to his deck. The leading player at the end of 20, 40, or 60 rounds (depending on the selected duration) will win the game.




At the beginning of each round, the round leader must select one of the 4 stats on their card to play, by pressing the corresponding button on the controller. His or her selection will be hidden from the other players. All other players will have two cards to choose from by pressing either **A** or **B**, with hidden stats. They must try to guess the statistic selected by the first player, and pick the card they think will have the higher value for that stat. Because these cards are hidden, players will have to either remember their stats from previous games, or try to guess them.



Only the values of the statistic chosen by the round leader will be taken into account. At the end of the round, whoever played the card with the highest value for that stat will win all of the other cards played, and add them to his or her deck.

HINT: If you're the round leader, choosing the highest stat on your card might not always be enough to guarantee victory. If your opponents have strong cards, try bluffing to outsmart them and win the round.





Jigsaw Puzzles

To access the video-based Jigsaw Puzzles, select the puzzle piece icon from the Main Menu. Select a series from which to draw the jigsaws, and then select a specific puzzle, by cycling through the icons with  or  and selecting them with . You can unlock new jigsaws and missing puzzle pieces by progressing through Quest Mode.

HOW TO PLAY: Pick up a puzzle piece by hovering over it with your cursor and pressing . The puzzle piece will rotate automatically to the correct position. Reposition the puzzle piece somewhere on the board, and drop it by pressing  again. Drop puzzle pieces next to each other, and if they fit together they will snap into place automatically. You can pick up and reposition sets of puzzle pieces as if they were a single piece.



Squares

To play the Squares game, select the Squares icon from the Main Menu. Available Squares games are divided by series. Squares puzzles are hidden around the globe in Quest Mode, you will need to find them by zooming in on the map in order to unlock them in the Main Menu.

HOW TO PLAY: Pick up a square by hovering over it with your cursor and pressing . The square will rotate automatically to the correct position. Reposition the piece somewhere on the board, and drop it by pressing  again. Drop squares next to each other, and if they match they will snap into place automatically. You can pick up and reposition sets of squares as if they were a single piece.


Sliders

To play the Sliders game, select the Sliders icon from the Main Menu. Like Jigsaws and Squares, available Sliders games are divided by series.

HOW TO PLAY: Move the sliders into the open gap by moving the  or the  in the direction of the gap. The appropriate slider will move automatically into place. Align all 8 sliders correctly to complete the puzzle.

GALLERY

The Gallery section contains all of the images you have tagged in Nat Geo Quiz! Wild Life, to access it, simply select the Gallery icon from the main menu and press **A**.

You can tag any of the images that you come across in Quiz or Quest mode by pausing the game with  and then pressing **A**. Tagged images will appear in your Gallery, and can be viewed by series or all together.

ACHIEVEMENTS

The Achievements section allows you to view all of the achievements earned for Nat Geo Quiz! Wild Life. To access it, select the achievements icon from the Main Menu.

You'll have to play through the whole game to discover all the achievements, and earn them all!

LEADERBOARDS

View online Leaderboards by selecting the Leaderboards icon from the main menu. Here, you can view Nat Geo Quiz! Wild Life's top achievers by Quiz series and for Quest Mode.

See if you can claim a spot on Wild Life's hall of fame!

OPTIONS

You can change various game options from the Options menu, by selecting the Options icon from the main menu. Adjust audio levels from the Audio menu, enable/disable vibration from the Controls menu, and set your preferred measurement systems (Metric/Imperial, Mph/Kmh, Celsius/Fahrenheit) and brightness in the Visuals menu.

CREDITS

Select the Credits option from the main menu to view the team that collaborated to bring you Nat Geo Quiz! Wild Life.

CREDITS

Developed by Gusto Games Limited

Managing Director

Simon Phillips

Development Director

Steve Archer

Technical Director

Andrew Hersee

Directors

Giles Park

Rod Mack

Geoff Brown

Producer

Marco Verneti

Assistant Producer

Jack Ward Fincham

Designers

Mark Mainey

Derek Hartin

James Roadley-Battin

Lead Programmer

Andrew Hersee

Technology Programming Team

Rod Mack

Mat Twigg

Richard Kettlewell

Adam Bradley

Game Programming Team

Simon Jefferies

Simon Anthony

Clint Masterson

Surath Chatterji

Xav Wasmuth

Pierre Gufler

Alex Maitland-Walker

John Payne

Art Supervisor

Gavin Cooper

Lead Artist

James Roadley-Battin

Artists

Richard Stevens

Luke Maskell

Adam Chilton

Lubomir Baran

Lucy Axworthy

Animation

Anna Stylianidou

Video Production Editors

Juan Gill

Sean Hunter

Researchers

Derek Hartin

Mark Mainey

Jack Ward Fincham

Sam Bickley

Sam Horley

Jinyang Li

Deborah Stead

Adam Chilton

Lucy Axworthy

Copy Editor

Mireille Yanow

Administration

Lisa Fantasia

IT and Support

Neil Bullock

Title Music Composer

Argyro Christodoulides

Music Composer and Sound Designer

Justin North

Voiceover Script Writer

Derek Hartin

Voiceover Production (English)

High Score Productions Ltd (UK)

Voice Director

Hugh Edwards

Voice Post-Production Engineers

Jono Watts

English Voice Talent

Peter Dickson

Special Thanks To:

National Geographic Channel

Brad Dancer

Matthew Zymet

Meredith Conte

Creative Services

Jim Choe, NGS,

Maureen George, NGS,

National Geographic Imaging

Mimi Dornack

Digital Maps

Charlie Regan, NGS

Kevin Allen, NGS

Standards & Practices

Todd Herman, NGT

Paulina Vaca, NGT

Johnna Flahive, NGT

Global Media Group

Tim Kelly, NGS, President

Chief Operations Officer

Ted Prince, NGV

Finance & Planning

Mike Ulica, NGV, CFO

BLACK BEAN

(www.blackbeangames.com)

CEO

Virgilio Bixio Bordonaro

Consultant Director

Marco Madrigali

Head of Marketing

Fabrizio Vagliasindi

Brand Manager

Claudio Ortolina

Operation Marketing Coordinator

Francesca Tognoni

Communication Coordinator

Davide Latina

Assistant Partner

Relationships

Olga Bashura

Assistant PR

Silvia Del Vitto

Market Intelligence

Alberto Martinelli

Operations Department

Carlotta Bianchi

Gabriella Durante

Head of Development

Darren Barnett

Producer

Daniele Milani

Creative Coordinator

Giancarlo Affri

Creative Coordinator

Assistant

Marco Paolo Brandani

Sales Department

Stefania Ambrosini

Licensing Consultant

Jon Leach

Manual and label layout

Virgolamobile snc

www.virgolamobile.it

SPECIAL THANKS TO:

Luisa Bixio, Beatriz Ronda Lobo, Alessio Magni, Laure Legay, Nicola Armellini, Fulvio Tagliento, Samuele Perseo, Giovanni Vottero, Alessandra Tomasina, Kristin Stevens, Sabrina Ciuffardi, Davide Grampa, Studio Prodesign, Metropolis Video, Daniele Menzaghi.

© 2010 Lago S.r.l. Published by Lago S.r.l. Black Bean is a registered trademark of Lago S.r.l. All rights reserved.

Developed by Gusto Games Limited. Gusto and the Gusto logo are trademarks of Gusto Games Limited.

Certain content licensed from National Geographic. All rights reserved. "Nat Geo Quiz!", the words "Nat Geo", "National Geographic" and the Yellow Border Design are trademarks of National Geographic. Used with Permission.

LIMITED WARRANTY

LAGO, Srl ("LAGO") warrants the original purchaser only that the disc provided with this manual and the software program coded on it will perform in accordance with the description in this manual when used with the specified equipment, for a period of 90 days from the date of purchase.

LAGO warrants that the original media holding the product is free from defects in materials and workmanship under normal use and service for a period of ninety (90) days from the date of purchase, as evidenced by a dated proof of purchase. If the media is found to be defective, you may return the product and all accompanying materials to the place you obtained it for a replacement or refund, at retailer's option. This limited warranty does not apply if you have damaged the media by accident or abuse.

If for any reason the product cannot be repaired or replaced, you will be entitled to receive your direct (but no other) damages incurred in reasonable reliance but only up to the amount of the price you paid for the product. The foregoing (repair, replacement or limited damages) is your exclusive remedy.

THIS WARRANTY IS IN LIEU OF ALL OTHER WARRANTIES, WHETHER ORAL OR WRITTEN, EXPRESSED OR IMPLIED. ALL IMPLIED WARRANTIES, INCLUDING THOSE OF MERCHANTABILITY AND FITNESS FOR A PARTICULAR PURPOSE, IF APPLICABLE ARE LIMITED IN DURATION TO 90 DAYS FROM THE DATE OF PURCHASE OF THIS PRODUCT.

LAGO shall not be liable for incidental and/or consequential damages for the breach of any express or implied warranty including damage to property and, to the extent permitted by the law, damages for personal injury, even if LAGO has been advised of the possibility of such damages. Some jurisdictions do not allow the exclusion or limitation of any incidental or consequential damages or limitations on how long an implied warranty lasts, so the above limitations or exclusions may not apply to you.

This warranty shall not be applicable to the extent that any provision of this warranty is prohibited by any national or European law, which cannot be pre-empted. This warranty gives you specific legal rights and you may also have other rights, which may vary from jurisdiction to jurisdiction.

You may not reproduce, prepare derivative works based on, distribute copies of, offer for sale, sell, transfer ownership of, rent, lease, or lend to others the Program or accompanying documentation, or any portion or component of the Program or accompanying documentation. Further, you may not modify, reverse engineer, disassemble, decompile or translate the Program or accompanying documentation, or any portion or component of the Program or accompanying documentation. This Program is intended for private use only.

TECHNICAL SUPPORT

Please visit <http://www.blackbeangames.com> for technical support.